

ECOLITE WINDOWS



— eco**Lite**<sup>™</sup> —  
**WINDOWS**  
ECONOMY REDEFINED

# THE PROFESSIONAL WAY

ProVia® has developed a competitive position by catering to a niche market that demands a high degree of customization coupled with superior quality. You will find attention to detail is what our customers have come to appreciate and expect from us. We're crafting your products to last a lifetime, and building our company to continue for generations... that's **The Professional Way**.

**MULTI  
TIME**

Partner of the  
Year Award



**90%+**

of Windows and Doors  
are ENERGY STAR®  
Certified

Serving  
alongside



**DOORS | WINDOWS | SIDING | STONE | ROOFING**



6 Facilities in the United States

**1,600+**

Associates Nationwide

OUR MISSION  
**TO SERVE  
BY CARING FOR  
DETAILS**  
IN WAYS OTHERS WON'T

Doing Business Since

**1977**

**19**

Core Values

**200+**

Metric Tons of CO<sup>2</sup>  
Saved Annually

**1,900+**

Tons of metals, paper, glass and vinyl  
recycled annually at ProVia facilities

Visit [provia.com](http://provia.com) to explore all of our products and options or  
download the app.





### INDUSTRY ASSOCIATION

ProVia is a proud member of the Window & Door Manufacturers Association, which promotes the standards of excellence in the residential window and door industry, and advances these standards among industry businesses with resources designed to provide greater value for their customers.



### ACCREDITATION AND TESTING

ProVia's products are voluntarily third party tested and rated in several energy performance categories through the National Fenestration Rating Council and meet or exceed standards governed by the American Architectural Manufacturers Association.



### ENERGY STAR®

ProVia manufactures energy efficient products and exercises environmental stewardship by recycling, reducing pollution emissions and much more. In fact, our company has received repeated awards from the Environmental Protection Agency such as Partner of the Year - Sustained Excellence for outstanding efforts in energy savings.

## TABLE OF CONTENTS

|                                     |    |
|-------------------------------------|----|
| Why Choose Vinyl.....               | 2  |
| Standard Features .....             | 3  |
| Window Types.....                   | 4  |
| Glass Package .....                 | 6  |
| Grid Options .....                  | 8  |
| Privacy and Tint Glass Options..... | 9  |
| MasterFit™ Trim .....               | 11 |
| Discover More.....                  | 12 |

# WHY CHOOSE VINYL?

YOUR VERSATILE WINDOW SOLUTION



EcoLite™ windows are constructed of SunShield® vinyl, made with a compound proven to perform better than alternative building materials. Vinyl ensures long-lasting color retention and low maintenance, plus the added confidence of a warranty against rotting, cracking, pitting, corroding and peeling. The vinyl is resistant to rot, insect and microbial damage, never requires painting and is easy to clean.

## **Low Maintenance**

Vinyl windows are the low-maintenance choice for residential use.

## **Superior Weatherability**

SunShield vinyl is uniquely formulated to withstand the harsh effects of weather, UV light and southern exposure.

## **Color Retention**

Pharmaceutical-grade compounding and blending systems provide consistency, so you can rely on superior color and weatherability.

## **Designed to Perform**

Industry partnerships and on-going research into new technologies ensure the vinyl compound exceeds industry standards, outperforms the competition, and works together to offer best-in-class technology.

## **Uncompromising Quality & Performance Testing**

SunShield Vinyl meets or exceeds the standards for strength and color retention established by the American Architectural Manufacturers Association (AAMA).

# STANDARD FEATURES

WHAT TO EXPECT WITH YOUR ECOLITE WINDOW

3/4" Frame Depth

White SunShield® Vinyl

3/4" Low E with Argon Insulated Glass (IG) Unit Utilizing Intercept® Blackline Spacer

Accessory Grooves for Interior and Exterior Trim

Dual, Barrier-Fin Weatherstripping

Roll Formed Aluminum Screen Frame with BetterVue® Fiberglass Mesh

Sill Extender

Square Sash Profile

Welded Frame and Sash Construction



**20-YEAR**  
— LIMITED WARRANTY —

# CHOOSE YOUR WINDOW TYPE


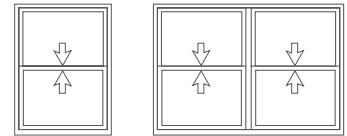
## DOUBLE HUNG & SINGLE HUNG



The double hung window is easy to open and clean. Both sash tilt inward, while the screen stays in place. Single hung windows are simple, made with an operating bottom sash and a fixed glass unit in the top.

### Features

- Quick Tilt® Balance System
- Exterior Glazing
- Interior Glazing (Direct Set Glass)
- Extruded Sloped Sill
- Surface Mount Sweep Locks
- Dual Vent Locks (Double Hung)
- Integral Interlock at Meeting Rail
- Direct Set Glass (Single Hung)



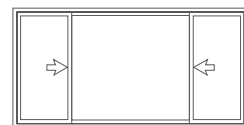
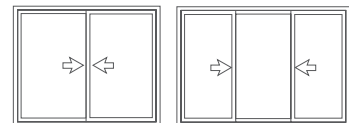
## SLIDER & SINGLE SLIDER



The slider window is easy to operate with slider pads and sturdy hardware allowing you to move one or both sash for venting. With a single slider, you choose which sash (left or right) can be operable, while the other will remain fixed.

### Features

- Anchor Stops (3-Lite) & Pocket Sill
- Slider Pads Allow for Easy Operation or Removal
- Exterior Glazing
- Interior Glazing (Direct Set Glass)
- Screen Retainer for Improved Functionality
- Direct Set Glass (Single Slider)



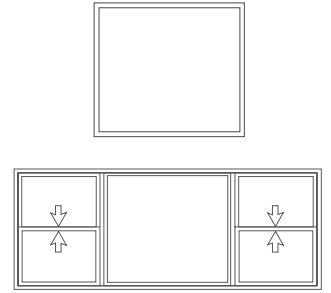
## PICTURE



Picture windows are perfect for any room with a view. They help capture the beauty that surrounds your home, while complementing other windows. Pair several picture windows together to bring in the beauty of the outdoors.

### Features

- Direct Set Glass
- Interior Glazing
- Sloped Sill



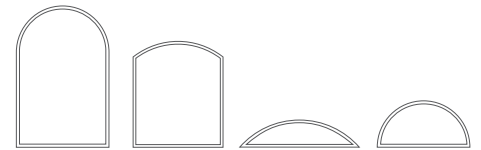
## ARCHITECTURAL SHAPES



Architectural shapes will complement your home's unique style, while allowing more natural light to brighten up your space. Shaped windows look great above other styles of windows or they can easily accent a patio door.

### Features

- Direct Set Glass
- Interior Glazing
- Single Hung with Circle Top and Single Hung with Full Eyebrow



## HOPPER



The hopper window is perfect for a basement, bathroom or laundry room, giving you adequate ventilation and natural light. These windows help add curb appeal to your home, providing light in a space that may otherwise be very dark.

### Features

- Durable Top Mounting Lock and Hinge
- Insulated Panel Option Available to Mull to a Hopper Window
- Dryer Vent Not Included. Must be Installed Separately
- Hopper Window and Insulated Panel Available in White Only



Insulated Panel

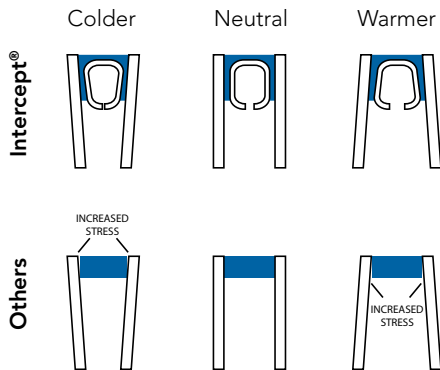


Insulated Panel with Dryer Vent

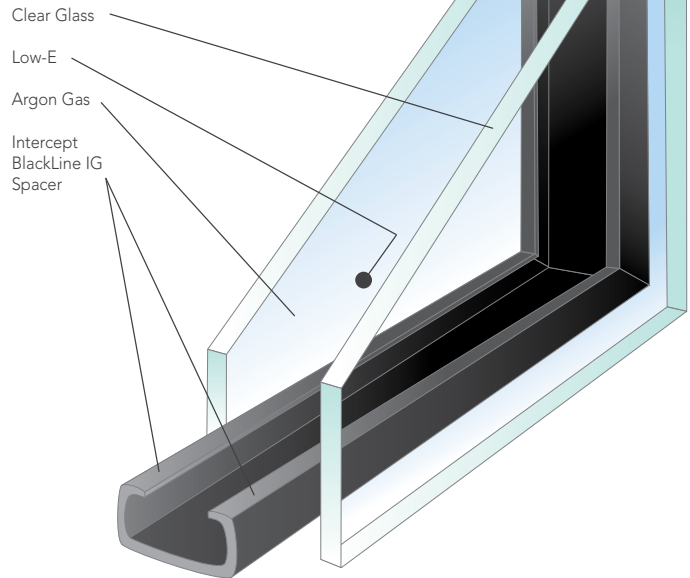
# UNDERSTANDING YOUR GLASS PACKAGE

FEATURING INTERCEPT® BLACKLINE IG SPACER SYSTEM

The ecoLite™ window has been independently tested and certified. An Intercept Blackline glazing system improves thermal performance for less heat loss, warmer glass temperature and reduced interior condensation.



R-VALUE OF 4



The Blackline spacer features a patented one-piece u-channel design offering superior flexibility with no load on sealant, virtually eliminating seal failure. The unique black coating creates an aesthetically pleasing sight line at the edge of the glass.

## WHAT YOU NEED TO KNOW ABOUT THE ENERGY STAR NFRC LABEL ON YOUR WINDOW

ENERGY STAR® Certified in Highlighted Regions.

ProVia  
ecoLite  
401- Double Hung  
Low-E/Argon  
Intercept  
Frame: Vinyl

| ENERGY PERFORMANCE RATINGS       |   |
|----------------------------------|---|
| <b>A</b> U-Factor (U-FACTOR)     | <b>B</b> Solar Heat Gain Coefficient (SHGC) |
| <b>0.30</b>                      | <b>0.32</b>                                 |
| ADDITIONAL PERFORMANCE RATINGS   |   |
| <b>C</b> Visible Transmittance   | <b>D</b> Air Infiltration (airPP)           |
| <b>0.57</b>                      | <b>≤ 0.3</b>                                |
| <b>E</b> Condensation Resistance |   |
| <b>56</b>                        |   |

Manufacturer attests that these ratings conform to applicable NFRC procedures for determining window product performance. NFRC ratings are determined for a fixed set of environmental conditions and a specific product size. NFRC does not recommend any product and does not warrant the accuracy of any product for any specific use. Consult manufacturers directly for other product performance information. [www.nfrc.org](http://www.nfrc.org)

- A U-Factor** – Insulating value of the entire window system. Lower numbers reflect better insulating value. Values generally range from 0.25 to 1.25.
- B Solar Heat Gain Coefficient (SHGC)** – Amount of heat from the sun passing through the glass. Lower numbers indicate glass is keeping heat from entering your home. SHGC is measured on a scale from 0 to 1.
- C Visible Transmittance** – Amount of visible light passing through the glass. Higher numbers indicate glass is allowing more light to enter your home. Visible transmittance is measured on a scale from 0 to 1.
- D Air Infiltration** – How much air is entering or escaping through the window. Lower numbers show air is kept from entering or escaping.
- E Condensation Resistance** – Amount of moisture it takes for glass to condensate when exposed to extreme interior and exterior temperature changes. Higher numbers indicate better resistance to condensation. Condensation resistance is scored on a scale of 0 to 100.





# STYLE YOUR WINDOW WITH GRIDS

The style of grids you choose can make a big impact on your home's appearance. Grids look great on the front side of a house or in accent windows throughout the home. You can choose from several grid patterns including variations of Colonial, Cottage and Prairie styles.



## Internal Grids

Internal grids are placed between two panes of glass making cleaning your windows a breeze.



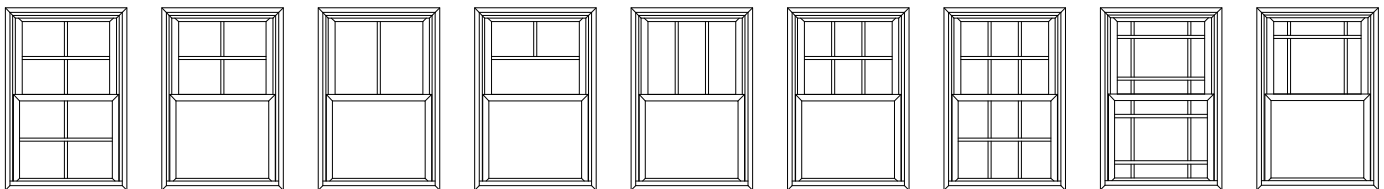
Contoured

Flat

## Sample Grid Patterns

The grid patterns below are shown in double hung and picture windows, but grids are available for all window types.

### Double Hung



Cottage 1V1H

Cottage 1V1H

Cottage 1V

Cottage TS-1V1H\*

Cottage 2V

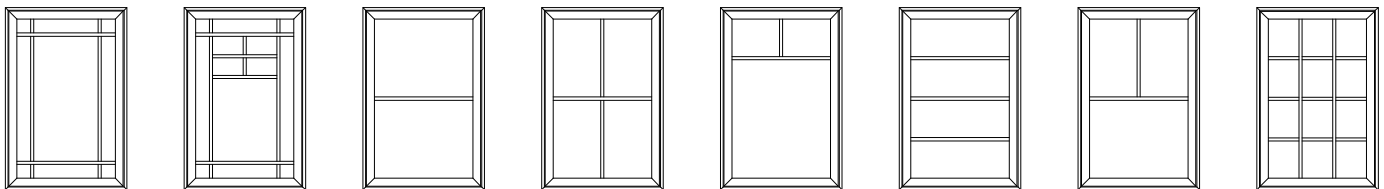
Colonial 2V1H

Colonial 2V1H

Single Prairie

Single Prairie

### Picture



Single Prairie

Cottage  
SP-TS-1V2H\*

Cottage 1H

Cottage 1V1H

Cottage TS-1V1H\*

Cottage 3H

Cottage TL-1V1H\*

Colonial 2V3H

\* Grid patterns only available with contoured grids. See entryLINK for all grid options.

# ADD EXTRA PRIVACY AND TINT TO YOUR WINDOW

## Privacy Options

Choose from two different types of privacy glass if you need light to filter in, yet want to maintain privacy. These glass styles look great in bathrooms or any room where extra privacy is important. Regardless of where it is used, privacy glass reduces the likelihood of needing extra window coverings.



**GLUECHIP**



**OBSCURE PEBBLE**

*Actual privacy levels will vary depending on your distance from the glass and also the amount of light in the room in comparison to the light outside your home. For extra privacy, choose two panes of privacy glass, rather than just one.*

## Tint Options

Tinted glass can help reduce UV transmittance, solar heat gain and glare. Tinted glass options can give a room a whole new look, providing its own unique set of benefits. Be sure to choose the right one for you.



**Clear Glass**



**Bronze**

High visible light transmittance  
Warm glow to interior décors  
Complements brick and stone  
Ultraviolet light protection



**Green**

Subdues interior brightness  
High visible light transmittance



**Gray**

Excellent glare control  
Exceptional protection against interior fabric and color fading  
Ultraviolet light protection



# FINISH YOUR WINDOW WITH MASTERFIT™ TRIM

Add the finishing touch to the interior of your windows with the MasterFit trim system, complete with assembled frame extensions that interlock with mortise and tenon casing. The MasterFit trim system guarantees a precise, custom-fit and long-lasting factory applied finish.

See the *Special Order Casing Guide* for more casing profile options.

## Profile Options



2 1/2" Modern Profile   2 1/2" Colonial Profile   3 1/2" Colonial Profile   3 1/2" Flat



Mitered casing with high quality mortise and tenon corner locking system ensures strength and durability.

## Additional Trim Options



Traditional Interior Stop  
1 1/8" W x 1/2" H

Jamb Extension  
2 1/2", 4 1/2", or 5 1/2" W x 3/4" H

Stool  
4" or 6" W x 1" H

Shoemold Interior Stop  
3/4" W x 1/2" H

Rosette  
3 7/8"

## Stain Finishes

### Oak



### Cherry



### Maple



## Paint Finishes

### Poplar



Always refer to our color selector for accurate color representation.

# DISCOVER MORE

## WEBSITE

ProVia.com makes it easy to explore and compare numerous door, window, siding, stone or roofing options in a straightforward, interactive way. Configure a door or window, visualize products on your home, explore color palettes, and learn about different architectural styles—all from our innovative Design Center. Save your favorite products, colors, photos or ideas throughout the site into your own ProVia portfolio for reference any time and share them across your favorite social media platforms. ▶

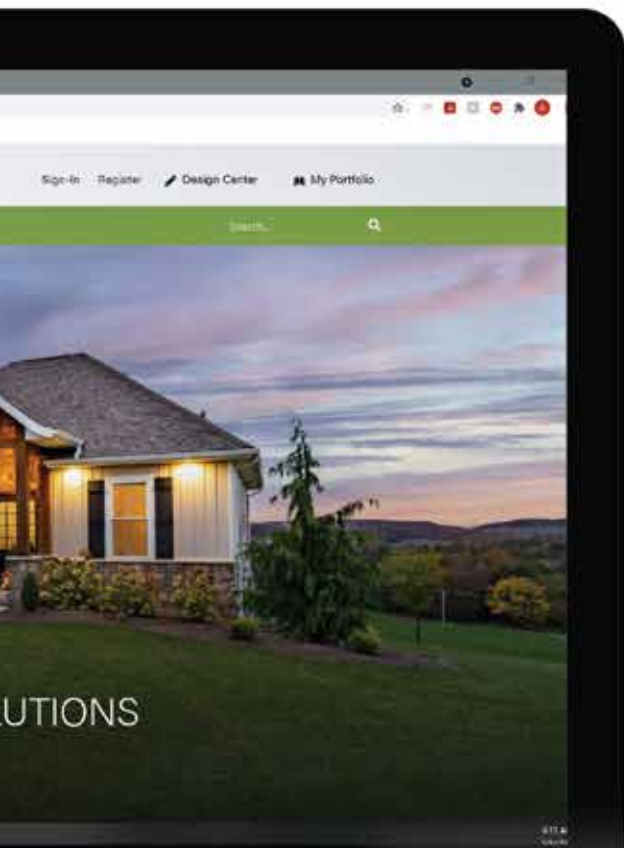
## VISUALIZER

Let your imagination run free with this exterior home design tool. Select from a library of existing home styles or upload a photo of your own home.

In a few easy steps, update your siding color, add stone or metal roofing, configure windows, or create a one-of-a-kind entry door system.

Looking for professionally inspired color and product palettes? Apply one of our pre-selected Designer Collections to create a curb-appealing look. ▾





## APP

Use the ProVia app to configure doors and windows or select from an extensive collection of vinyl siding, manufactured stone and metal roofing styles.

## FEATURES

Door and Window Configuration

Vinyl Siding Profiles, Colors and Accessory Accents

Manufactured Stone Styles, Color Palettes and Grout Options

Metal Roofing Profiles, Trims and Colors

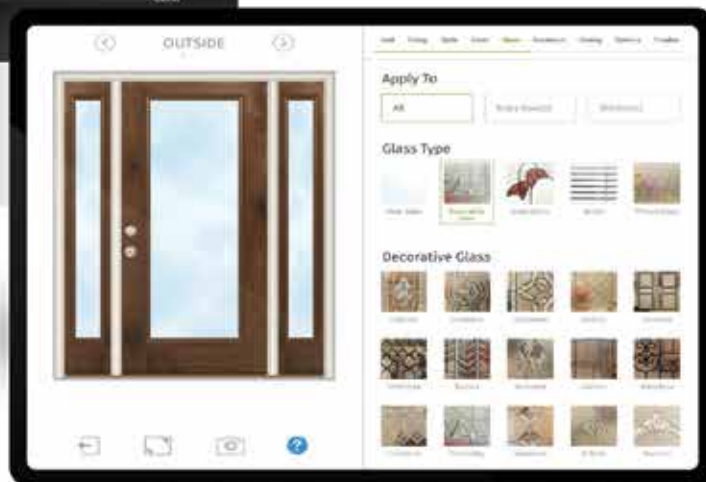
Videos, Photo Galleries and Catalogs

ProVia Dealer Locator



## SOCIAL MEDIA

We love seeing how you apply our products to your ▾ home. Please share your photos with us.





“To serve, by caring for details in ways others won’t.” It’s not just our mission, but a way of letting our light shine every day at ProVia®. We continually strive to put these words into action by providing unmatched quality and service. The P-icon symbolizes each employee’s commitment to devoting the utmost care, pride and quality into each building product we manufacture...it’s The Professional Way.



At ProVia, we manufacture energy efficient products and exercise corporate environmental stewardship by recycling, reducing pollution emissions and much more. In fact, our company has received repeated awards from the Environmental Protection Agency such as Partner of the Year - Sustained Excellence for outstanding efforts in energy savings.



Distributed by:

